

IF1 SET-UP SHEET

NAME
DATE
TRACK
EVENT

QUAL. POSITION	FINAL POSITION	BEST LAP	RACE LENGTH
<input type="text"/>	<input type="text"/>	<input type="text"/> sec	<input type="text"/> min

TEMPERATURE AIR TEMPERATURE TRACK

TRACK
TRACK SURFACE ☐ ASPHALT ☐ CARPET
TRACK LAYOUT ☐ TECHNICAL ☐ MIXED ☐ FAST
TRACTION ☐ LOW ☐ MEDIUM ☐ HIGH

GEARING
PINION GEAR SPUR GEAR FINAL DRIVE RATIO

DIFF SETTING
☐ ☐ ☐ ☐ ☐
LOOSE MEDIUM TIGHT

CENTER SHOCK

SPRING
REBOUND (%)

OIL
INNER SHIM mm
LENGTH mm

PISTON
☐ 1 HOLES ☐ 1.1mm
☐ 2 HOLES ☐ 1.2mm
☐ ☐ mm

☐ mm

OTHER

SIDE DAMPER

OIL

FRONT	TIRES	REAR
	TIRES	
	ADDITIVE	
	ADDITIVE TIMING	

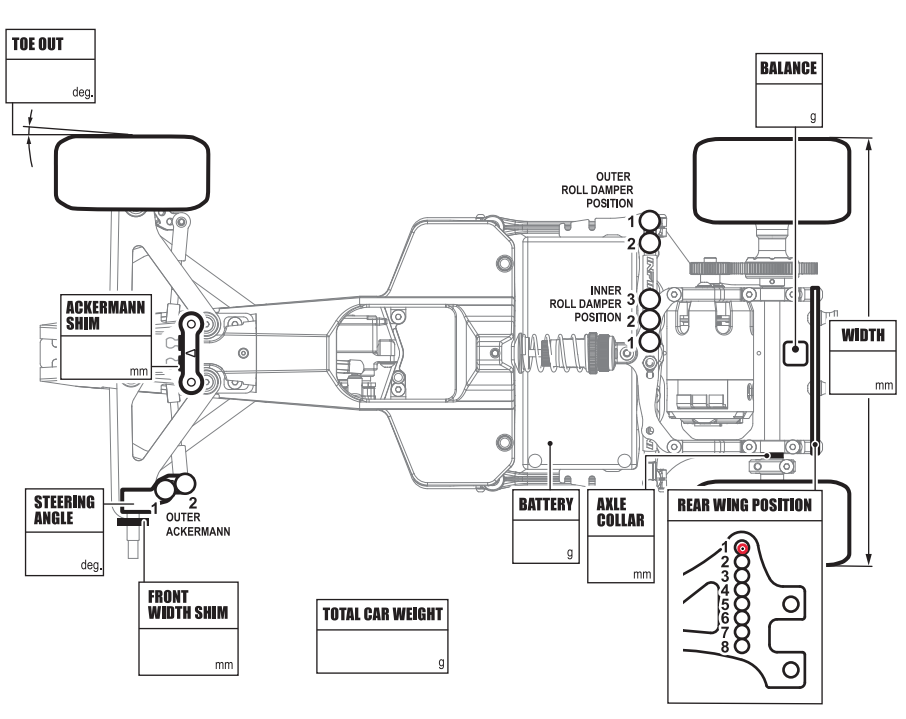
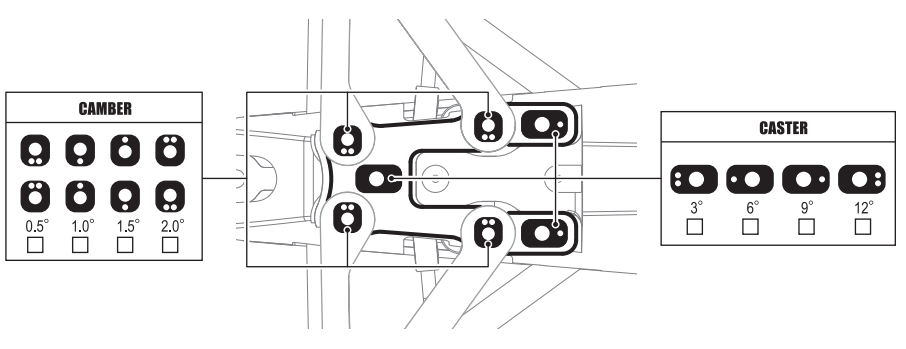
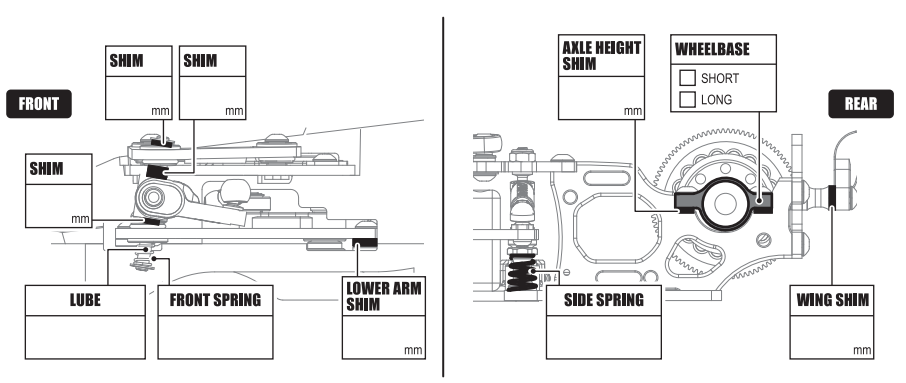
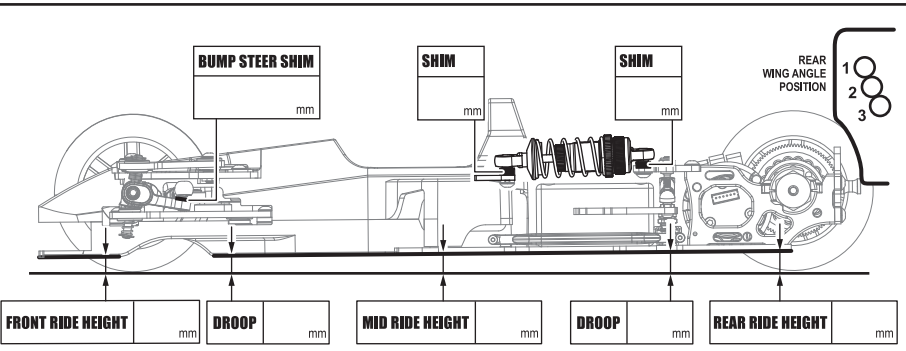
FRONT LEFT
FRONT RIGHT

ADDITIVE AREA

REAR LEFT
REAR RIGHT

AERO
BODY
FRONT WING
REAR WING

ELECTRONICS
MOTOR TIMING
ESC BATTERIES



COMMENTS