

IF1 SET-UP SHEET

NAME

DATE

TRACK

EVENT

QUAL. POSITION	FINAL POSITION	BEST LAP	RACE LENGTH
<input type="text"/>	<input type="text"/>	<input type="text"/> sec	<input type="text"/> min

TEMPERATURE AIR  TEMPERATURE TRACK

**TRACK**

TRACK SURFACE ☐ ASPHALT ☐ CARPET

TRACK LAYOUT ☐ TECHNICAL ☐ MIXED ☐ FAST

TRACTION ☐ LOW ☐ MEDIUM ☐ HIGH

**GEARING**


PINION GEAR  SPUR GEAR  FINAL DRIVE RATIO

**DIFF SETTING**

☐ ☐ ☐ ☐ ☐


LOOSE MEDIUM TIGHT

**CENTER SHOCK**



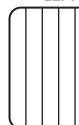
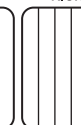
SPRING	OIL
<input type="text"/>	<input type="text"/>
REBOUND (%)	INNER SHIM
<input type="text"/>	<input type="text"/> mm
PISTON	LENGTH
<input type="checkbox"/> 1 HOLES <input type="checkbox"/> 1.1mm	 mm
<input type="checkbox"/> 2 HOLES <input type="checkbox"/> 1.2mm	
<input type="checkbox"/> mm	

OTHER

**SIDE DAMPER**

 OIL

FRONT	TIRES	REAR
	TIRES	
	ADDITIVE	
	ADDITIVE TIMING	

FRONT LEFT	FRONT RIGHT	ADDITIVE AREA	REAR LEFT	REAR RIGHT
				

**AERO**

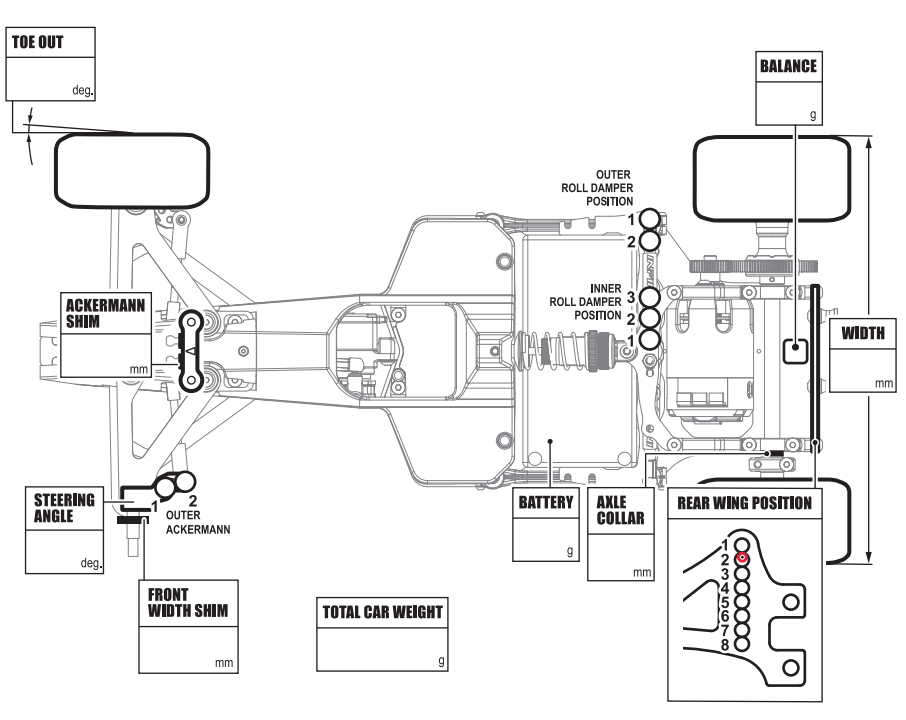
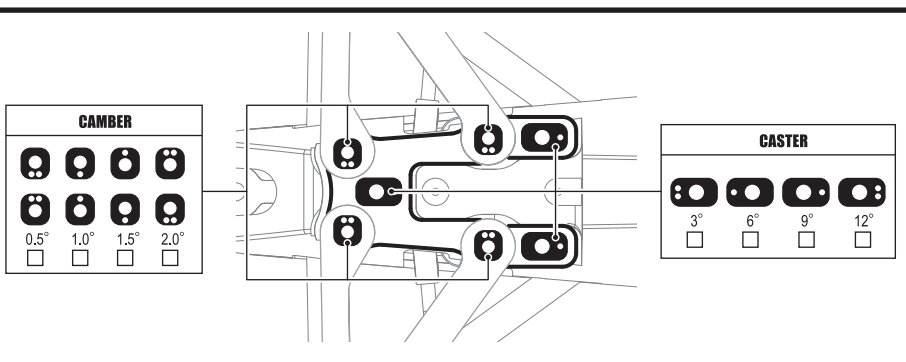
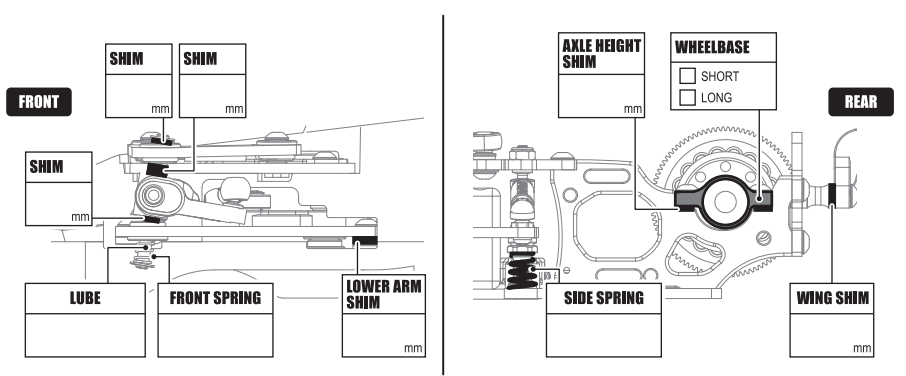
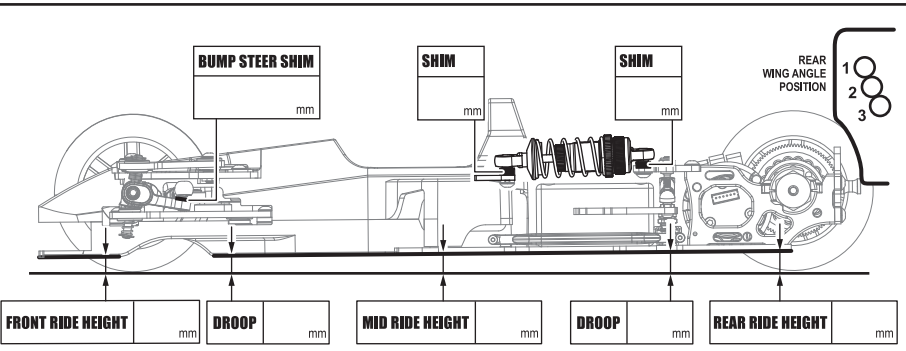
BODY

FRONT WING

REAR WING

**ELECTRONICS**

MOTOR		TIMING	
ESC		BATTERIES	



COMMENTS