

# IF1 SET-UP SHEET

NAME	
DATE	
TRACK	
EVENT	

QUAL. POSITION	FINAL POSITION	BEST LAP	RACE LENGTH
		sec	min

TEMPERATURE AIR	TEMPERATURE TRACK

## TRACK

TRACK SURFACE	<input type="checkbox"/> ASPHALT	<input type="checkbox"/> CARPET	
TRACK LAYOUT	<input type="checkbox"/> TECHNICAL	<input type="checkbox"/> MIXED	<input type="checkbox"/> FAST
TRACTION	<input type="checkbox"/> LOW	<input type="checkbox"/> MEDIUM	<input type="checkbox"/> HIGH


## GEARING

PINION GEAR	SPUR GEAR	FINAL DRIVE RATIO

## DIFF SETTING


<input type="checkbox"/>	<input type="checkbox"/>	<input type="checkbox"/>	<input type="checkbox"/>	<input type="checkbox"/>
LOOSE		MEDIUM		TIGHT

## CENTER SHOCK

SPRING	OIL
REBOUND (%)	INNER SHIM
	mm
PISTON	LENGTH
<input type="checkbox"/> 1 HOLES <input type="checkbox"/> 2 HOLES <input type="checkbox"/> 1.1mm <input type="checkbox"/> 1.2mm <input type="checkbox"/> mm	 mm

OTHER

## SIDE DAMPER

	OIL

## FRONT

## TIRES

## REAR

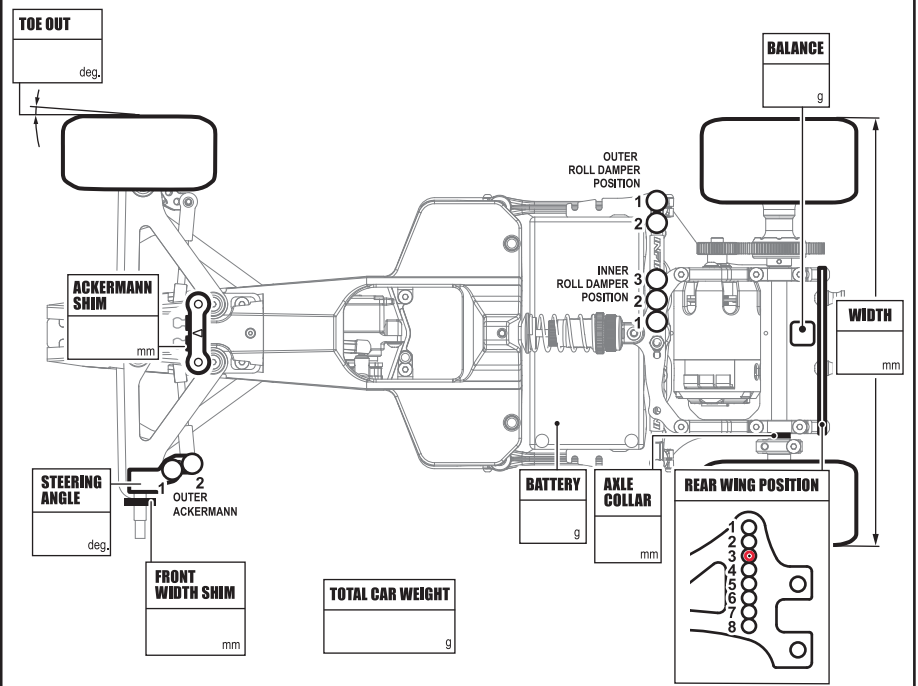
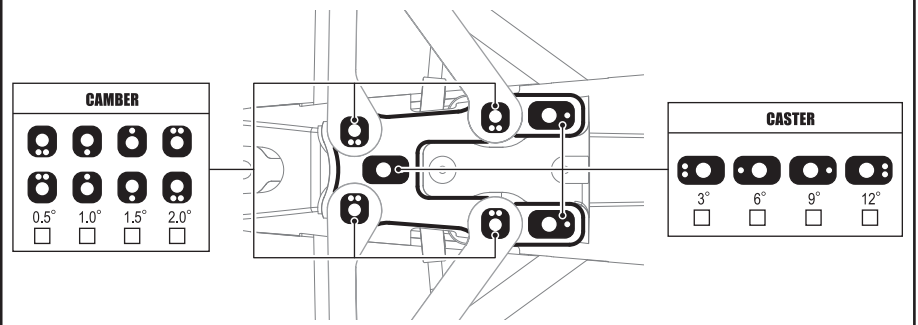
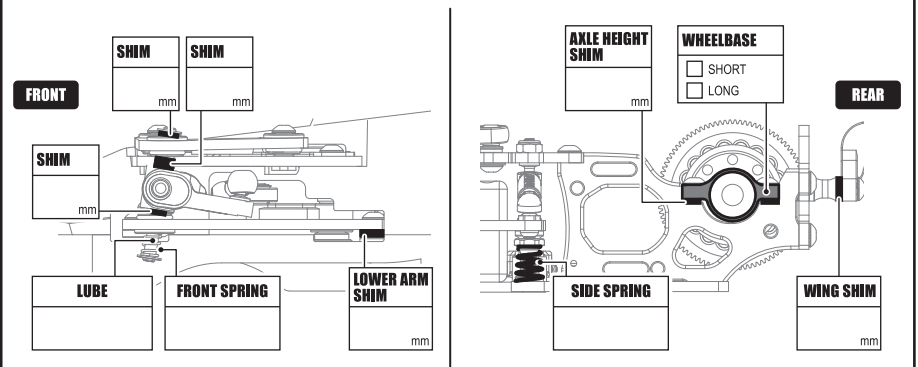
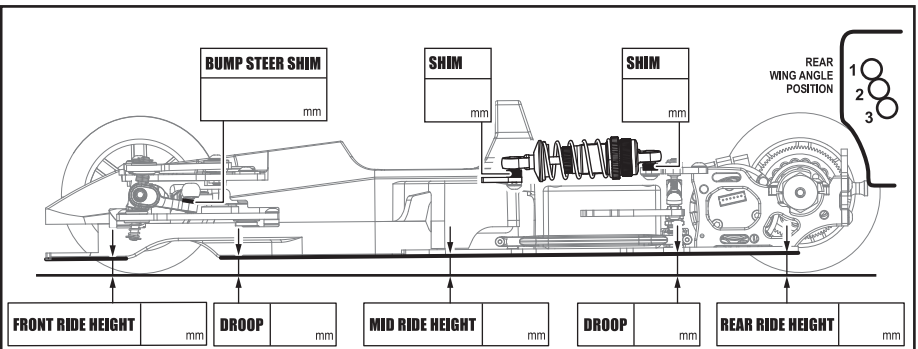
TIRES			
ADDITIVE			
ADDITIVE TIMING			
FRONT LEFT	FRONT RIGHT	ADDITIVE AREA	REAR LEFT

## AERO

BODY	
FRONT WING	
REAR WING	

## ELECTRONICS

MOTOR		TIMING	
ESC		BATTERIES	



COMMENTS