

IF1 SET-UP SHEET

NAME	
DATE	
TRACK	
EVENT	

QUAL. POSITION	FINAL POSITION	BEST LAP	RACE LENGTH
		sec	min

TEMPERATURE AIR	TEMPERATURE TRACK

TRACK

TRACK SURFACE	<input type="checkbox"/> ASPHALT	<input type="checkbox"/> CARPET	
TRACK LAYOUT	<input type="checkbox"/> TECHNICAL	<input type="checkbox"/> MIXED	<input type="checkbox"/> FAST
TRACTION	<input type="checkbox"/> LOW	<input type="checkbox"/> MEDIUM	<input type="checkbox"/> HIGH


GEARING

PINION GEAR	SPUR GEAR	FINAL DRIVE RATIO

DIFF SETTING

<input type="checkbox"/>	<input type="checkbox"/>	<input type="checkbox"/>	<input type="checkbox"/>	<input type="checkbox"/>
LOOSE		MEDIUM		TIGHT

CENTER SHOCK

SPRING	OIL
REBOUND (%)	INNER SHIM
	mm
PISTON	LENGTH
<input type="checkbox"/> 1 HOLES <input type="checkbox"/> 2 HOLES <input type="checkbox"/> 1.1mm <input type="checkbox"/> 1.2mm <input type="checkbox"/> mm	 mm

OTHER

SIDE DAMPER

	OIL

FRONT

TIRES

REAR

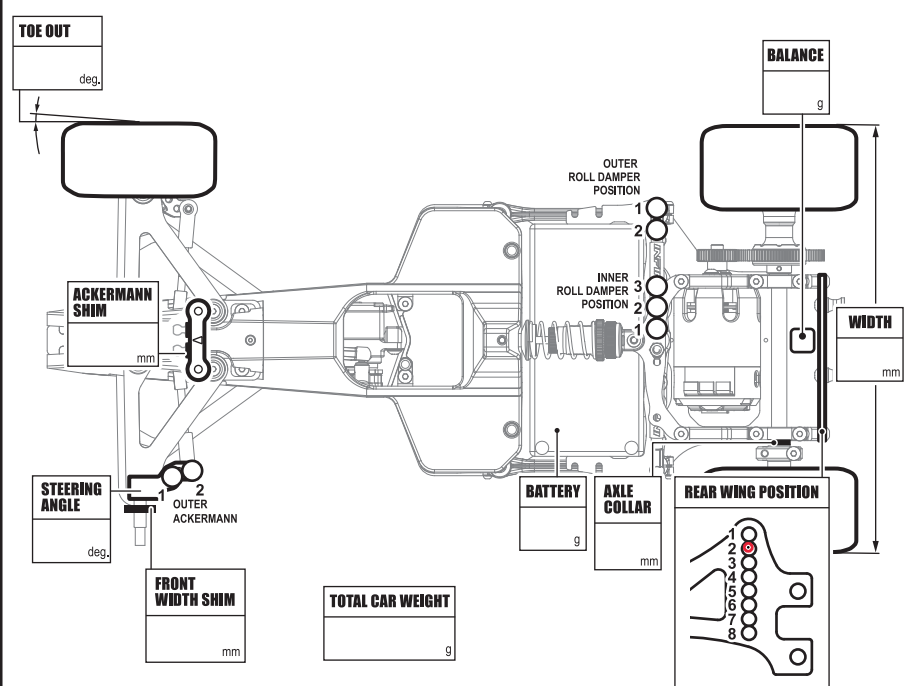
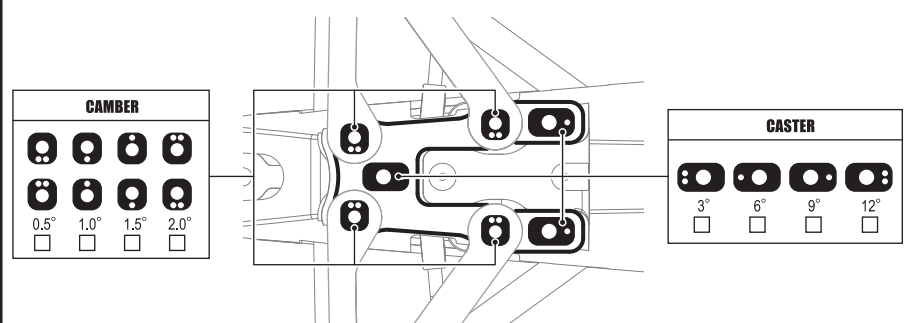
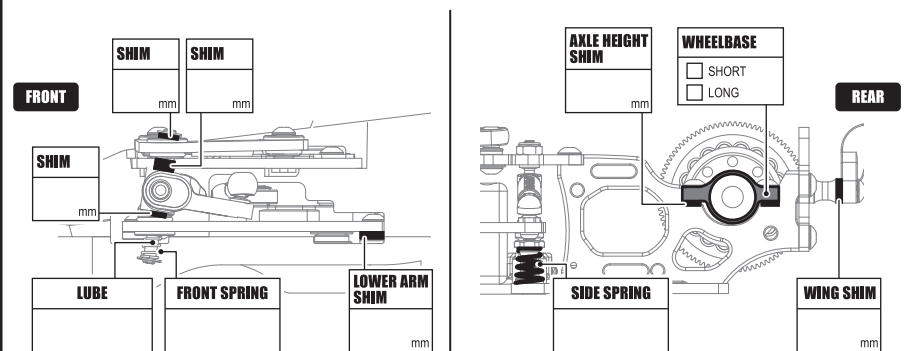
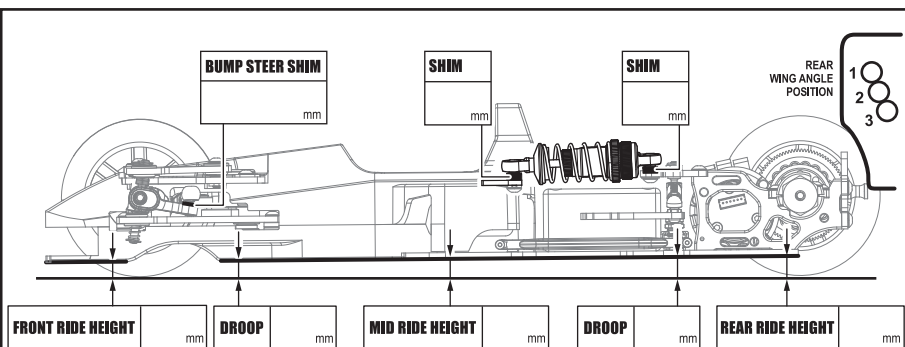
TIRES			
ADDITIVE			
ADDITIVE TIMING			
FRONT LEFT	FRONT RIGHT	ADDITIVE AREA	REAR LEFT

AERO

BODY	
FRONT WING	
REAR WING	

ELECTRONICS

MOTOR		TIMING	
ESC		BATTERIES	



COMMENTS