

IF14

SET-UP SHEET

NAME	
DATE	
TRACK	
EVENT	

QUAL. POSITION	FINAL POSITION	BEST LAP	RACE LENGTH
		sec	min

TEMPERATURE AIR	TEMPERATURE TRACK

TRACK	
TRACK SURFACE	<input type="checkbox"/> ASPHALT <input type="checkbox"/> CARPET
TRACK LAYOUT	<input type="checkbox"/> TECHNICAL <input type="checkbox"/> MIXED <input type="checkbox"/> FAST
TRACTION	<input type="checkbox"/> LOW <input type="checkbox"/> MEDIUM <input type="checkbox"/> HIGH

FRONT	TRANSMISSION	REAR
<input type="checkbox"/> SOLID AXLE		
<input type="checkbox"/> ONE WAY		
<input type="checkbox"/> GEAR DIFFERENTIAL	<input type="checkbox"/> GEAR DIFFERENTIAL	
OIL	OIL	
PINION GEAR	SPUR GEAR	FINAL DRIVE RATIO

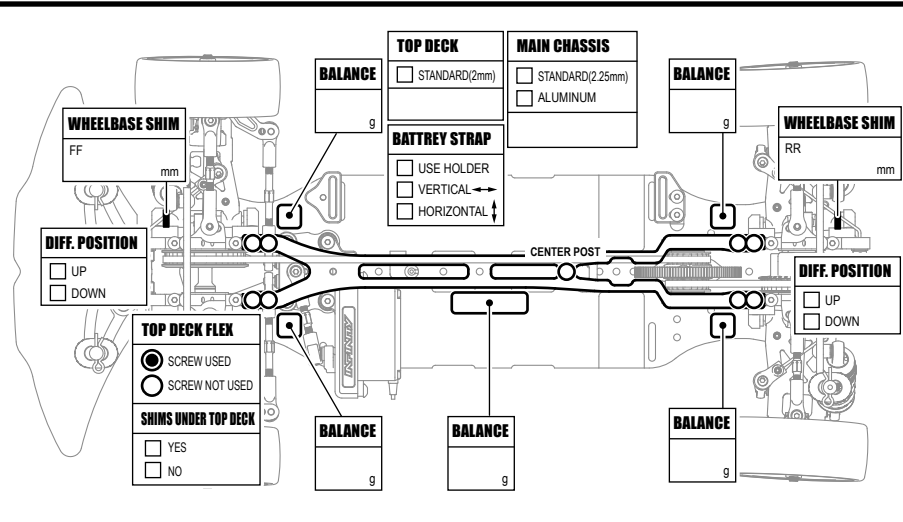
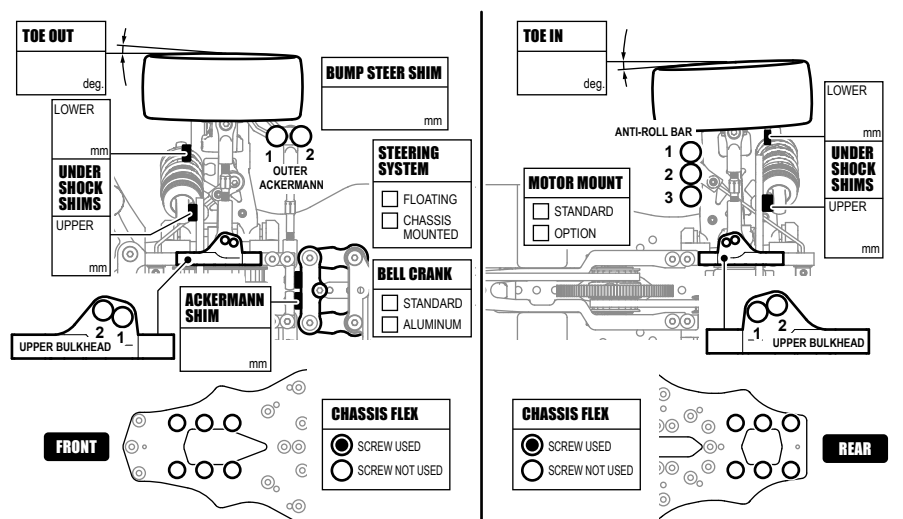
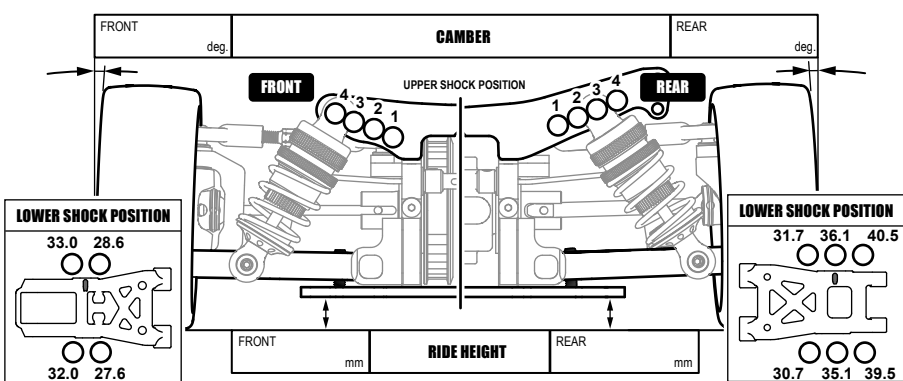
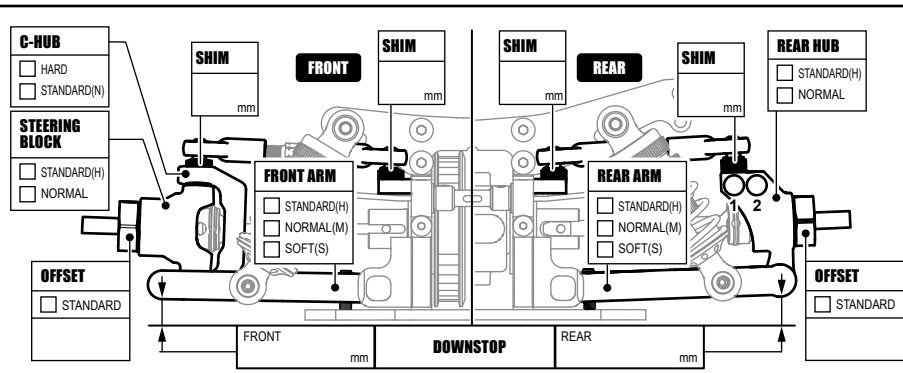
FRONT	SHOCKS	REAR
	SHOCK TYPE	
	SPRINGS	
	OIL	
	REBOUND (%)	
<input type="checkbox"/> 3 HOLES <input type="checkbox"/> 1.1mm <input type="checkbox"/> 4 HOLES <input type="checkbox"/> 1.2mm <input type="checkbox"/> mm	PISTONS <input type="checkbox"/> 3 HOLES <input type="checkbox"/> 1.1mm <input type="checkbox"/> 4 HOLES <input type="checkbox"/> 1.2mm <input type="checkbox"/> mm	
mm	LENGTH	mm
	OTHER	
mm	ANTI-ROLL BAR	mm

FRONT	TIRES	REAR
	TIRES	
	INSERTS	
	WHEELS	
	ADDITIVE	
	ADDITIVE TIMING	

SUSPENSION HOLDER			
FF HOLDER <input type="checkbox"/> 0.0 <input type="checkbox"/> 4.5 <input type="checkbox"/> 6.0 ECCENTRIC BUSHINGS <input type="checkbox"/> 0.5 <input type="checkbox"/> 0.5 <input type="checkbox"/> 1 <input type="checkbox"/> 1	RF HOLDER <input type="checkbox"/> 0.0 <input type="checkbox"/> 4.5 <input type="checkbox"/> 6.0 ECCENTRIC BUSHINGS <input type="checkbox"/> 0.5 <input type="checkbox"/> 0.5 <input type="checkbox"/> 1 <input type="checkbox"/> 1	FR HOLDER <input type="checkbox"/> 0.0 <input type="checkbox"/> 4.5 <input type="checkbox"/> 6.0 ECCENTRIC BUSHINGS <input type="checkbox"/> 0.5 <input type="checkbox"/> 0.5 <input type="checkbox"/> 1 <input type="checkbox"/> 1	RR HOLDER <input type="checkbox"/> 0.0 <input type="checkbox"/> 4.5 <input type="checkbox"/> 6.0 ECCENTRIC BUSHINGS <input type="checkbox"/> 0.5 <input type="checkbox"/> 0.5 <input type="checkbox"/> 1 <input type="checkbox"/> 1

OTHER

MOTOR		TIMING	
ESC		BATTERIES	
BODY		WING	



COMMENTS
